

KB3000 PROGRAMMABLE POS KEYPAD SPECIFICATIONS

MECHANICAL

Weight	6.0 lbs.
Dimension (in inches)	
Width	19.0
Depth	8.6
Front Height	0.9
Rear Height	1.3
Keys	Stainless Steel Dome Disks
Life cycle	> 1 million tactile operations
Spacing	Standard 0.75 inches between keys

ELECTRICAL

Input Voltage (from comp.)	+5VDC
Current	25 ma.

ENVIRONMENTAL

Operating Temperature	0 to +50°C
Storage Temperature	-20 to +70°C
Relative Humidity	
Operating	85% max., non-condensing
Non-operating	90% max., non-condensing
Vibration (10 to 55 Hz.)	4G's
Shock	40G's

INTERFACES

Keyboard emulation	Standard
RS232C (KB3001)	
Baud Rate	9600
Parity	None
Data Bit	8

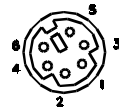
PROGRAMMING THE KEYPAD

1. Use the utility software supplied with keypad to program up to 1800 alphanumeric characters per key. Utility program will write to and read from computer files to easily program multiple keyboards.
2. Keypad supports special IBM 101 control keys (Shift, Ctrl, Alt, F1 through F12, and the up/down/left/right arrow keys).

CONNECTOR PINOUTS

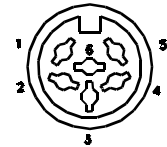
J1 (PS/2F) to PS/2 Keyboard

1	Keyboard Data
2	No Connection
3	Ground
4	+5VDC
5	Clock
6	No Connection



J2 (DIN 6F) to Computer *

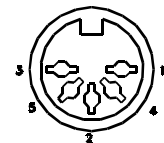
1	Clock
2	Computer Data
3	No Connection
4	Ground
5	+5VDC
6	No Connection



* Requires an AT to PS/2 adapter to work with PS/2 computer.

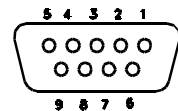
J5 (DIN 5F) to 101 Keyboard

1	Keyboard Clock
2	Data
3	No Connection
4	Ground
5	+5VDC



J6 (DB9F) RS232C

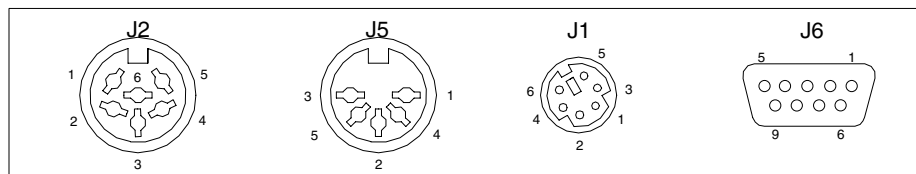
1	DCD
2	Receive Data from computer
3	Transmit Data to computer
4	DTR
5	Ground
6	DSR
7	RTS
8	CTS
9	No connection



Pins 1,4, and 6 are tied together internally
Pins 7 and 8 are tied together internally

GENERAL INFORMATION

Keyboard interface cable, utility software, and legend sheets supplied.



CONNECTOR ARRANGEMENT