

Choose the 3M™ Keyboard Tray that's right for you in 2 easy steps:

1 Select the arm type and track length

- Corner workstations require a long track – 21.75-23"
- Regular shallow workstations (18-22" under-desk depth) require a short track – 17-17.75"
- Regular deep workstations (23" + under-desk depth) can accept short or long-tracked keyboard trays

Sit/Stand Easy-Adjust Arm


Easy to adjust, raises up to 10" above mounting surface for sitting or standing posture for optimal ergonomic benefit. Fits 5th to 95th percentile of US population.



23" Track
Fits Corners

Easy-Adjust Arm

Easy to adjust – just tilt platform, adjust and release to lock in height. Tilt is adjusted by dialing tilt knob to desired angle. Includes height and tilt read-outs.



23" Track
Fits Corners

17.75"
Track

TILT
INDICATOR

HEIGHT
INDICATOR

Lever-Adjust Arm

Lever handle ensures positive lock on platform height. Just flip lever to right, adjust height and move lever back to lock in place. Tilt is adjusted with separate pull lever.



21.75" Track
Fits Corners

17.75"
Track

Knob-Adjust Arm

Knob adjusts both height and tilt. Just loosen knob, set height and tilt, then re-tighten. AKT65LE can be installed without tools!



17.0"
Track

2 Select the platform type



KP200LE Highly-Adjustable Platform

(Lifetime warranty)

Sturdy platform has left/right lateral adjustment. Articulating mousing platform adjusts up, down, left, right, forward and back, and tilts forward and back, too. Adjustable keyboard trays with highly-adjustable platforms contain 25% recycled content.



KP100LE Standard Platform

(5-year warranty)

Standard all-in-one platform with wooden construction minimizes bouncing. Mousing surface can be placed left or right. Adjustable keyboard trays with standard platform contain 70% recycled content.



AKT180LE**

25%



AKT170LE**

70%



AKT150LE**

25%



AKT90LE**

70%



AKT151LE**

25%



AKT91LE**

70%



AKT100LE**

25%



AKT70LE**

70%




AKT101LE**

25%




AKT71LE**

70%



AKT80LE**

25%



AKT65LE**

70%



AKT60LE**

70%








3M™ Keyboard Management Solutions

Product Number	AKT180LE	AKT150LE	AKT151LE	AKT100LE	AKT101LE	AKT80LE
Platform Type	 KP200LE					
Articulating Arm Type	Sit/Stand Easy-Adjust	Easy-Adjust	Easy-Adjust	Lever-Adjust	Lever-Adjust	Knob-Adjust
						
Track Length	23" (584 mm)	23" (584 mm)	17.75" (451 mm)	21.75" (552 mm)	17.75" (451 mm)	17" (432 mm)
Tilt Range Forward/Backward	+10° / -15°	+10° / -15°	+10° / -15°	+10° / -15°	+10° / -15°	+15° / -15°
Height Above Mounting Surface	10" (254 mm)	2" (50,8 mm)	2" (50,8 mm)	.5" (12,7 mm)	.5" (12,7 mm)	1" (25,4 mm)
Depth Below Mounting Surface	4" (102 mm)	5.5" (139 mm)	5.5" (139 mm)	5.5" (139 mm)	5.5" (139 mm)	4.5" (114 mm)
Swivel	360°	360°	360°	360°	360°	360°
Platform Width	19.5" (495 mm)	19.5" (495 mm)	19.5" (495 mm)	19.5" (495 mm)	19.5" (495 mm)	19.5" (495 mm)
Minimum Width of Keyboard and Mousing Platforms	23.5" (597 mm)	23.5" (597 mm)	23.5" (597 mm)	23.5" (597 mm)	23.5" (597 mm)	23.5" (597 mm)
Maximum Width of Keyboard and Mousing Platforms	26.5" (673 mm)	26.5" (673 mm)	26.5" (673 mm)	26.5" (673 mm)	26.5" (673 mm)	26.5" (673 mm)
Platform Depth	10.625" (270 mm)	10.625" (270 mm)	10.625" (270 mm)	10.625" (270 mm)	10.625" (270 mm)	10.625" (270 mm)
Required Depth Under Mounting Surface	23.25" (591 mm)	23.25" (591 mm)	18" (457 mm)	22" (559 mm)	18" (457 mm)	18" (457 mm)
Required Width Under Mounting Surface	24" (610 mm)	24" (610 mm)	24" (610 mm)	24" (610 mm)	24" (610 mm)	24" (610 mm)
Suitable for Corner Workstations	Yes	Yes	No	Yes	No	No
Required Minimum Length for Diagonal Corner	17" (432 mm)	17" (432 mm)	-	17" (432 mm)	-	-
Required Minimum Radius for Curved Corner	12" (305 mm)	12" (305 mm)	-	12" (305 mm)	-	-
Stows Completely Under Mounting Surface	Yes	Yes	No, extends 1.5" (38,1 mm) when fully stowed	Yes	Yes	Yes
Height Indicator	Yes	Yes	Yes	No	No	No
Tilt Indicator	Yes	Yes	Yes	No	No	No
Tool-Free Installation	No	No	No	No	No	No
Gel Wrist Rests with Antimicrobial Product Protection*	Yes	Yes	Yes	Yes	Yes	Yes
Precise™ Mousing Surface	Yes	Yes	Yes	Yes	Yes	Yes
Meets BIFMA Specifications (x 5.5-1998)	Yes	Yes	Yes	Yes	Yes	Yes
Warranty Years	Lifetime on Keyboard Tray and Arm. 1 year on Gel Wrist Rests.					
 % Recycled Content	25	25	25	25	25	25

*Antimicrobial protection inhibits the growth of microorganisms, such as bacteria, on the product surface, that can cause stains, odors and product degradation.

Applies to all keyboard trays (pages 12-13). Use of this product helps contribute to LEED® Green Building Certification EB O&M Credit 2.2 Sustainable Purchasing: Durable Goods because 3M™ Adjustable Keyboard Trays contain a minimum of 20% recycled content, exceeding the recycled content required in Credit 2.2.

Product Number	AKT170LE	AKT90LE	AKT91LE	AKT70LE	AKT71LE	AKT65LE	AKT60LE
Platform Type	 KP100LE						
Articulating Arm Type	Sit/Stand Easy-Adjust	Easy-Adjust	Easy-Adjust	Lever-Adjust	Lever-Adjust	Knob-Adjust	Knob-Adjust
							
Track Length	23" (584 mm)	23" (584 mm)	17.75" (451 mm)	21.75" (552 mm)	17.75" (451 mm)	17" (432 mm)	17" (432 mm)
Tilt Range Forward/Backward	+10° / -15°	+10° / -15°	+10° / -15°	+10° / -15°	+10° / -15°	+15° / -15°	+15° / -15°
Height Above Mounting Surface	10" (254 mm)	2" (50,8 mm)	2" (50,8 mm)	.5" (12,7 mm)	.5" (12,7 mm)	1" (25,4 mm)	1" (25,4 mm)
Depth Below Mounting Surface	4" (102 mm)	5.5" (139 mm)	5.5" (139 mm)	5.5" (139 mm)	5.5" (139 mm)	4.5" (114 mm)	4.5" (114 mm)
Swivel	360°	360°	360°	360°	360°	360°	360°
Platform Width	25.5" (648 mm)	25.5" (648 mm)	25.5" (648 mm)	25.5" (648 mm)	25.5" (648 mm)	25.5" (648 mm)	25.5" (648 mm)
Minimum Width of Keyboard and Mousing Platforms	-	-	-	-	-	-	-
Maximum Width of Keyboard and Mousing Platforms	-	-	-	-	-	-	-
Platform Depth	12" (305 mm)	12" (305 mm)	12" (305 mm)	12" (305 mm)	12" (305 mm)	12" (305 mm)	12" (305 mm)
Required Depth Under Mounting Surface	23.25" (591 mm)	23.25" (591 mm)	18" (457 mm)	22" (559 mm)	18" (457 mm)	17.25" (438 mm)	17.25" (438 mm)
Required Width Under Mounting Surface	26" (660 mm)	26" (660 mm)	26" (660 mm)	26" (660 mm)	26" (660 mm)	26" (660 mm)	26" (660 mm)
Suitable for Corner Workstations	Yes	Yes	No	Yes	No	No	No
Required Minimum Length for Diagonal Corner	17" (432 mm)	17" (432 mm)	-	17" (432 mm)	-	-	-
Required Minimum Radius for Curved Corner	12" (305 mm)	12" (305 mm)	-	12" (305 mm)	-	-	-
Stows Completely Under Mounting Surface	Yes	Yes	No, extends 1" (25,4 mm) when fully stowed	Yes	Yes	Yes	Yes
Height Indicator	Yes	Yes	Yes	No	No	No	No
Tilt Indicator	Yes	Yes	Yes	No	No	No	No
Tool-Free Installation	No	No	No	No	No	Yes	No
Gel Wrist Rests with Antimicrobial Product Protection*	Yes	Yes	Yes	Yes	Yes	Yes	Yes
Precise™ Mousing Surface	Yes	Yes	Yes	Yes	Yes	Yes	Yes
Meets BIFMA Specifications (x 5.5-1998)	Yes	Yes	Yes	Yes	Yes	Yes	Yes
Warranty Years	5 years on Keyboard Tray and Arm. 1 year on Gel Wrist Rests.						
 % Recycled Content	70	70	70	70	70	70	70

*Antimicrobial protection inhibits the growth of microorganisms, such as bacteria, on the product surface, that can cause stains, odors and product degradation.